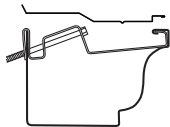


TitanGuard™

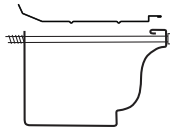
GUTTER GUARD

STEP-UP PROFILE:



Works with any
K-style hangers

FLAT PROFILE:



Works with spike/ferrule
& flat hidden hangers

TOOLS & EQUIPMENT NEEDED:

- Ladder, Safety Goggles, Gloves, Tin Snips, Cordless Screwdriver, #8 Hex bit & Bending Tool.
- #8 x 1/2" Self-Tapping screws *included*

SAFETY:

- Use safe ladder equipment and safe ladder practices

For installation instructions and
warranty details visit:
www.BergerBP.com

BERGER®

QUALITY BUILDING PRODUCTS SINCE 1874

Berger Gutter Guards are designed to prevent leaves and debris from entering gutters, roof eaves and troughs. Product performance can vary depending on proper installation, product selection, gutter orientation, roof material and slope. Winter weather may cause snow and ice to accumulate at roof eaves. Ice damming can result from improper roof ventilation and inadequate insulation. Heat radiating from below the roof and sun radiation melt snow and it freezes again when temperatures drop below freezing. Icicles can form on roof edges due to these conditions whether or not gutters or guards are installed. This is a natural process beyond the manufacturers control and we accept no responsibility for ice and snow accumulation or related consequences. Leaf Guards are sold as debris protection devices. The manufacturer assumes no responsibility for any other result of this product use.



Available in 10' and 4' lengths

Made of high quality aluminum... no warping

Available in 5" and 6" widths



20 year performance warranty

BERGER®

QUALITY BUILDING PRODUCTS SINCE 1874

Keep debris out and allow water to flow into gutters easily with the TitanGuard™ Gutter Guard from Berger® Building Products. The build-up of leaves, pine needles and other small elements can obstruct the flow of water off the roof and potentially cause

damage to the wood on the edge of a roof. With an easy installation, two-step process, a TitanGuard can prevent clogged gutters while having a low-profile that blends into the roof line.



Before Installation:


- Roof Damage
- Wood Fascia Damage
- Damage to Walls, Windows, Doors and Patios
- Damage to Foundations and Landscaping
- Slip and Fall
- Only prevention is to scoop clean

After Installation:

- Prevents clogged gutters
- Flat perforated surface allows leaves and debris to dry and blow off
- Low profile design beautifully blends with the roof line
- Screws to the front of the gutter, as well as the fascia board, strengthening the entire gutter system

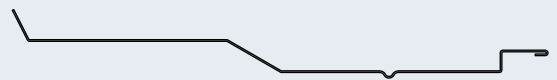


FLAT PROFILE:



- Works with spike/ferrule and flat hidden hangers

STEP-UP PROFILE:



- Works with any K-style hanger