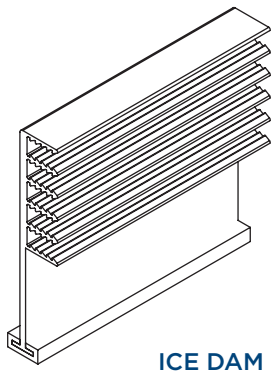


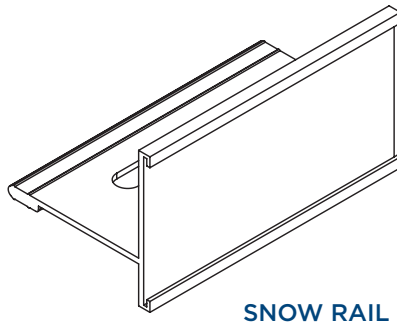
# SNOW RAIL SYSTEM



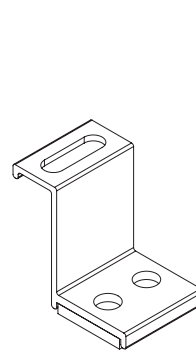
Berger’s snow rail system is designed to prevent snow and ice from building up and falling off your roof, damaging your property or causing accidents. The system will help the snow and ice melt and drift off your roof in small amounts to avoid any damages and harm. This system is compatible with seamed roof and exposed fastener roofs.



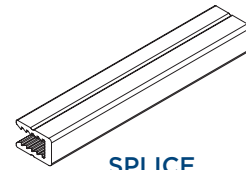
**ICE DAM**



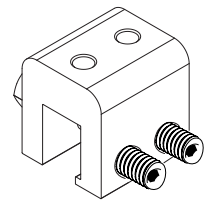
**SNOW RAIL**



**Z-BRACKET**



**SPLICE**



**ROOF CLAMP**

Item	SKU	Purpose	Carton Quantity
Ice Dam	SNID	Placed once at between every seam or every 2 ft. to be the secondary support for the snow or ice from falling.	48
Snow Rail	SNRL8	Comes in 8 ft. lengths and is the main support of the system to prevent the snow from falling. (Bundled with splices)	8
Roof Clamp	SNCL	Clamps to seamed roofs to hold the snow rail in place.	24
Z-Bracket	SNZB	Fastened down to exposed fastener roofs to hold the snow rail in place.	48